











Small Business Health Care Reform

1. Do you offer health insurance to your employees?				
			Response Percent	Response Count
Yes, only to full-time employees		54.9%	118	
Yes, only to part-time employees		0.9%	2	
Yes, to both full-time and part-time employees		7.0%	15	
No, I do not offer health insurance to my employees.		37.2%	80	
			answered question	215
			skipped question	0

2. If so, what percentage do you cover?							
	100%	75%	50%	25%	0	Response Count	
Part-time	1.0% (1)	9.7% (10)	8.7% (9)	1.9% (2)	79.6% (82)	103	
Full-time	31.4% (44)	26.4% (37)	28.6% (40)	2.9% (4)	12.9% (18)	140	
						answered question	150
						skipped question	65

3. If you offer health insurance to employees, how have your premiums changed over recent years?			
		Response Percent	Response Count
Increased significantly		62.7%	94
Increased slightly		23.3%	35
Stayed the same		2.7%	4
Decreased slightly		0.0%	0
Decreased significantly		0.7%	1
Other (please specify)		12.7%	19
		answered question	150
		skipped question	65

4. What is the size of your business?			
		Response Percent	Response Count
Under 25 Employees		77.7%	167
25-50 Employees		6.5%	14
50-100 Employees		4.7%	10
100-200 Employees		5.1%	11
200-500 Employees		6.0%	13
		answered question	215
		skipped question	0

5. Many approaches to health care reform have been proposed. Please rate the following proposed approaches in order of perceived effectiveness.

	Strongly do not support	Do not support	Support	Strongly Support	I do not feel I have sufficient information to support or dissupport this proposal.	Rating Average	Response Count
Single-payer: refers only to health insurance being funded through a single public i.e. governmental) institution	47.9% (103)	16.3% (35)	7.0% (15)	5.1% (11)	23.7% (51)	1.60	215
Consumer-driven health care: employers no longer provide health insurance, employees are mandated to purchase health insurance and compensated with larger salaries based on employer financial relief; consumers select from a variety of plans based on their needs and are rewarded by their policies for healthy life-styles	24.7% (53)	15.8% (34)	20.5% (44)	7.4% (16)	31.6% (68)	2.16	215
Pay or Play: companies would be required to pay the government \$750 per full-time worker per year or \$375 for part-timers if they don't offer health coverage, or if they offer "qualified" coverage but pay less than 60% of workers' premiums; Small businesses that employ fewer than 25 workers would be exempt	41.4% (89)	23.3% (50)	8.4% (18)	6.0% (13)	20.9% (45)	1.74	215
Two-percent tax on employers, no mandate to provide employee health insurance; Employees are required to purchase a health insurance policy	42.3% (91)	25.1% (54)	7.4% (16)	2.3% (5)	22.8% (49)	1.61	215
Non-profit health care cooperatives that would pool their resources to provide their members with benefits and would compete with for-profit insurance businesses	16.3% (35)	13.0% (28)	27.0% (58)	14.0% (30)	29.8% (64)	2.55	215

Cadillac Plans: tax the most expensive health insurance plans in order to fund low-income health insurance	50.2% (108)	20.9% (45)	5.6% (12)	3.3% (7)	20.0% (43)	1.52	215
No reform is necessary.	34.4% (74)	27.0% (58)	12.6% (27)	10.7% (23)	15.3% (33)	1.99	215
<i>answered question</i>							215
<i>skipped question</i>							0

6. A variety of effects caused by the different types of reform have been predicted. Please decide whether or not you favor the proposed effects.

	Strongly disfavor	Disfavor	No Opinion	Favor	Strongly favor	Response Count
Increased competition among insurance companies and plans	4.2% (9)	0.9% (2)	11.2% (24)	41.9% (90)	41.9% (90)	215
Competition of government plans with private plans	40.9% (88)	14.4% (31)	10.7% (23)	18.1% (39)	15.8% (34)	215
More availability of private insurance pools to small business owners in order to lower insurance costs	1.4% (3)	2.8% (6)	9.8% (21)	41.4% (89)	44.7% (96)	215
Increased cost control, including increased control of medical malpractice costs	33.0% (71)	18.6% (40)	3.7% (8)	15.8% (34)	28.8% (62)	215
<i>answered question</i>						215
<i>skipped question</i>						0

7. Do you have any additional comments or perspectives that you would like to be considered?

	Response Count
	34
<i>answered question</i>	34
<i>skipped question</i>	181